


Quick Start Guide

EVOLUTION® 6000 Thermal Imaging Camera



 The quick start guide does not replace the operating manual. It is imperative that the full operating manual on CD be read and observed when using the TIC. In particular, the safety instructions, as well as the information for the use and operation of the TIC, must be carefully read and observed.
The operating manual can also be provided as a hard copy upon request.


Switching ON and OFF



Additional Buttons Evolution 6000+ TIC and 6000 X TIC




On-Screen Indicators (All Models)



- | | |
|------------------------------|---------------------------------|
| 1 Low sensitivity indicator | 5 Temperature indicator bar |
| 2 Shutter indicator | 6 Color reference bar |
| 3 Digital temperature target | 7 Internal over temp. indicator |
| 4 Digital temp. indicator | |

Additional On-Screen Indicators Evolution 6000+ TIC and Evolution 6000 X TIC



- | | |
|-------------------------------|----------------------------------|
| 1 Plus Mode indicator | 4 Color Palette indicator (Plus) |
| 2 Zoom Level indicator (Plus) | 5 Range Finder |
| 3 Compass (Plus) | |

